

# Grade 1 homework 1/5-1/9

Name: \_\_\_\_\_


**Monday 1/5: Spelling: Spelling** homework in **green notebook**. Write words 1-5 3x each. **Reading-** Students should be reading for at least 15 minutes daily to strengthen reading skills. (Reading log on last page)

**ELA:**

## READ, REREAD, & RESPOND

### THE SNOW PUP

A pup ran in the snow. He got wet and cold.  
Sam put him in a tub. The pup had  
a nap. When he woke up,  
he wagged his tail.



Read 1 ☐

Read 2 ☐

Read 3 ☐

### ★ Comprehension

What did Sam do for the pup?

---

---

---

How did the pup feel at the end?


---

---

---

## FIX THE CAPITALS!

★ **READ** each sentence. **CIRCLE** the letters that should be capitalized.  
Then **REWRITE** the sentence correctly on the lines.



1. the sun is bright.

---

---

---

2. i went to the park.

---

---

---

3. my dog max ran fast.

---

---

---

4. we saw grandma on sunday.

---

---

---

Math:



50		52	53		
	57			60	
62		64	65		
68				72	
74			77		79

Tuesday 1/6: Spelling words 6-10 3x each in green notebook.  
ELA:

## READ, REREAD, & RESPOND

### THE BIG HILL

Kim and Ben went out. They had one sled.  
Ben went first down the hill. Then Kim went  
fast too. They went again and again.



Read 1 ☐

Read 2 ☐

Read 3 ☐

---

### ★ Comprehension

Who went sledding?

---

---

---

What did they use?

---

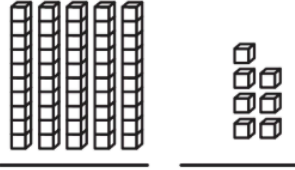

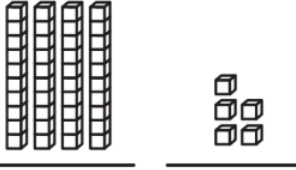



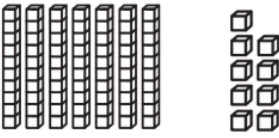

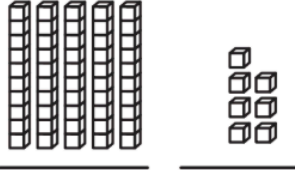

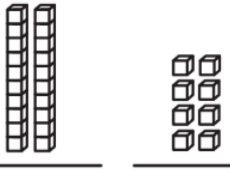

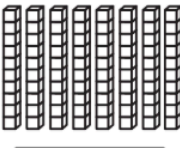



---

---

Math:

  **PLACE VALUE PENGUINS**   

★ **COUNT** the tens and ones and **WRITE** the number.

 tens      ones		 tens      ones	
 tens      ones		 tens      ones	
 tens      ones		 tens      ones	
 tens      ones		 tens      ones	

© Schoolgirl Style

**Wednesday 1/7: Spelling** words 1-5 3x each in **green notebook** in a colored pencil or colorful pen.


**ELA:**

## READ, REREAD, & RESPOND

### THE SNOWMAN

Gus got a hat and a pot. He made a big snowman. He gave it a red nose.

Mom said, "It looks great!" Then the sun came out, and the snowman got small.



Read 1 ☐

Read 2 ☐

Read 3 ☐

---

### ★ Comprehension

What did Gus make?

---

---

---

What happened when the sun came out?

---

---

---

Science:

## WATER CAN CHANGE!

★ **USE** the word bank to **FILL IN** the blanks with the best words to finish each sentence.

WORD BANK

melt

freeze

solid

liquid



1. Water is a \_\_\_\_\_ when it freezes.

2. Water is a \_\_\_\_\_ when it melts.



3. Ice will \_\_\_\_\_ when it gets warm.



4. Water will \_\_\_\_\_ when it gets cold.



**Thursday 1/8: Spelling** words 6-10 3x each in **green notebook** in a colored pencil or colorful pen.

**ELA:**

## READ, REREAD, & RESPOND

### THE HOT SOUP

It was cold out. Mom made soup in a big pot.

Pam sat at the table. She had a red cup.

The soup was hot and good.



Read 1 ☐

Read 2 ☐

Read 3 ☐

---

### ★ Comprehension

What did Mom make?

---

---

---

Why was the soup hot?





---

---







---



Math:

 **ADDITION AND SUBTRACTION**   

$\begin{array}{r} 16 \\ + 2 \\ \hline \end{array}$	$\begin{array}{r} 15 \\ + 4 \\ \hline \end{array}$	$\begin{array}{r} 12 \\ - 2 \\ \hline \end{array}$	$\begin{array}{r} 19 \\ - 1 \\ \hline \end{array}$
$\begin{array}{r} 16 \\ + 3 \\ \hline \end{array}$	$\begin{array}{r} 18 \\ - 4 \\ \hline \end{array}$	$\begin{array}{r} 19 \\ - 5 \\ \hline \end{array}$	$\begin{array}{r} 10 \\ + 7 \\ \hline \end{array}$
$\begin{array}{r} 12 \\ + 6 \\ \hline \end{array}$	$\begin{array}{r} 18 \\ - 6 \\ \hline \end{array}$	$\begin{array}{r} 19 \\ - 8 \\ \hline \end{array}$	$\begin{array}{r} 15 \\ + 2 \\ \hline \end{array}$
$\begin{array}{r} 11 \\ + 8 \\ \hline \end{array}$	$\begin{array}{r} 17 \\ + 2 \\ \hline \end{array}$	$\begin{array}{r} 18 \\ - 3 \\ \hline \end{array}$	$\begin{array}{r} 14 \\ + 3 \\ \hline \end{array}$



# TEN MORE, TEN LESS



★ USE the hundreds chart to **SHOW 10 more** and **10 less** in each set.



1	2	3	4	5	6	7	8	9	10
11	12	13	14	15	16	17	18	19	20
21	22	23	24	25	26	27	28	29	30
31	32	33	34	35	36	37	38	39	40
41	42	43	44	45	46	47	48	49	50
51	52	53	54	55	56	57	58	59	60
61	62	63	64	65	66	67	68	69	70
71	72	73	74	75	76	77	78	79	80
81	82	83	84	85	86	87	88	89	90
91	92	93	94	95	96	97	98	99	100




TEN LESS



TEN MORE

TEN LESS



TEN MORE




83





66





57




42



71



60



Week of \_\_\_\_\_

## Weekly Reading Log

\*Please fill out every night and turn it in on Friday

Date	Book Title	Minutes Read	Parent Signature
Monday	<hr/> <hr/>	<hr/>	<hr/>
Tuesday	<hr/> <hr/>	<hr/>	<hr/>
Wednesday	<hr/> <hr/>	<hr/>	<hr/>
Thursday	<hr/> <hr/>	<hr/>	<hr/>